

TEAM BUILDING

Help build your team with these group challenges!

DETAILS

- Age: Can be adapted for any age
- Time: 20 - 60 minutes

MATERIALS

- Four about equal length pieces of string; paper and pencils


COVID-19 PRECAUTIONS

When choosing a place to explore, please be mindful of the CDC's recommended social distancing protocols.

DEBRIEF


After each activity take some time to discuss with your team. What worked? What didn't? What do you want to work on?

CREATING A STRING SET


Tie the strings like this!  It's easier when all the strings are different colors, just make sure the people doing the challenge don't know which is the middle string. For an extra challenge use one color!


ACTIVITIES

BLIND DESIGN

 With your team, collect sets of nature materials (rocks, sticks, leaves, etc) for each team member. Try to make sure that each set is about the same - same number of each item and items are similar in size.




 Sit back to back, so that no one can see anyone's materials. Choose one person to be the round's leader. The leader then arranges their items in front of them however they like.


 Without looking at anyone's materials, the leader describes how they've arranged their materials - be as descriptive as possible. While the leader describes, everyone else tries to re-create their arrangement based on the description.


 Take a look at everyone's re-creation! What type of communication was especially helpful? What was challenging?

 Try again with a new leader and a new design!

CONSENSUS BUILDING

 Create your string set! Tie your four pieces of string (shoelaces work well) so that one string is connected to all three others, while those three are only connected to the one string. See figure in sidebar.

 Crumple the strings and put them on the floor or table in a tangly mess.

 As a group, without touching or moving the strings, try to figure out which string is attached to the other three. Don't check or pick up the strings until the group comes to a consensus. Take your time and talk it over.