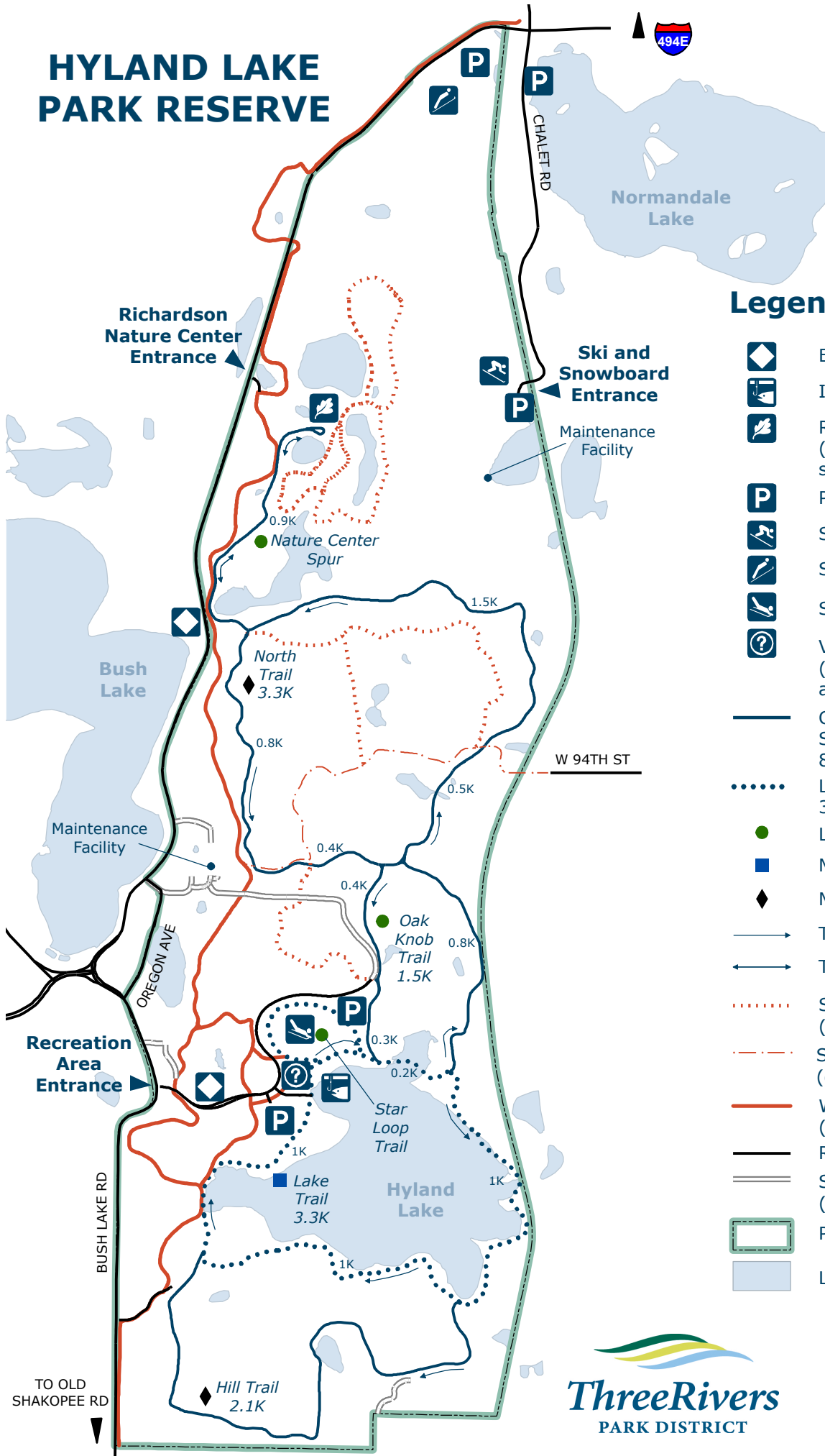
























HYLAND LAKE PARK RESERVE



Legend

-  Entry Station
-  Ice Fishing Access
-  Richardson Nature Center (interpretive programs, snowshoe rentals, exhibits)
-  Parking
-  Ski and Snowboard Area
-  Ski Jump
-  Sledding
-  Visitor Center (ski rentals, vending and hot drinks)
-  Cross-country Ski Trail
Skate/Traditional 8.7K/5.4mi
-  Lighted Skate/Traditional Trail 3.3K/2mi
-  Least Difficult
-  More Difficult
-  Most Difficult
-  Trail Direction
-  Two Way - Keep Right
-  Snowshoe/Walking Trail (no dogs allowed) - 3.8mi
-  Snowshoe/Walking Trail (dogs allowed on leash) - 0.5mi
-  Walking Trail (dogs allowed on leash) - 6mi.
-  Road
-  Service Road (authorized vehicles only)
-  Park Boundary
-  Lake



Updated: 11/01/09

threeriversparks.org

