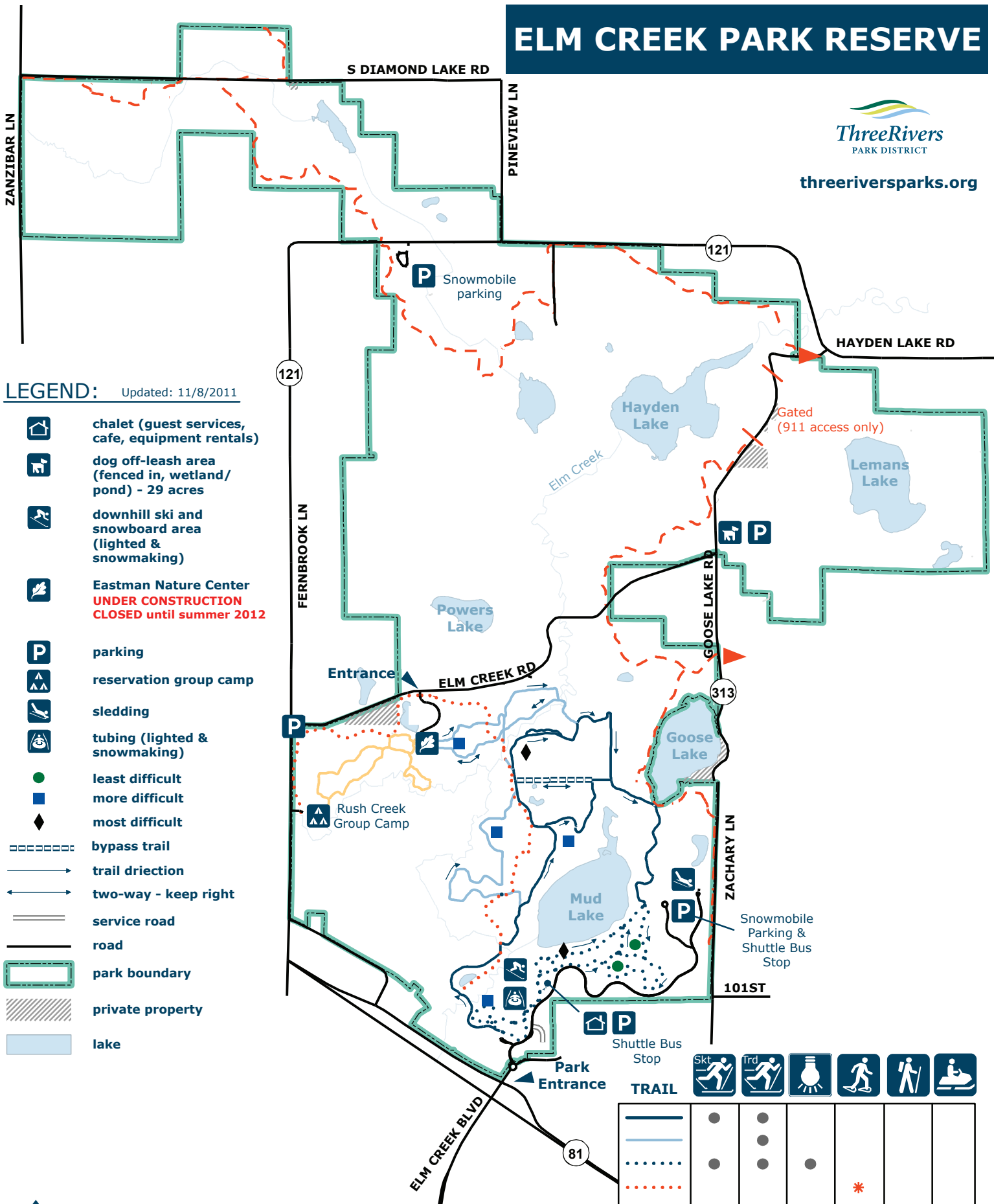


# ELM CREEK PARK RESERVE



threeriversparks.org



LEGEND: Updated: 11/8/2011

- chalet (guest services, cafe, equipment rentals)
- dog off-leash area (fenced in, wetland/pond) - 29 acres
- downhill ski and snowboard area (lighted & snowmaking)
- Eastman Nature Center **UNDER CONSTRUCTION** **CLOSED until summer 2012**
- parking
- reservation group camp
- sledding
- tubing (lighted & snowmaking)
- least difficult
- more difficult
- most difficult
- bypass trail
- trail direction
- two-way - keep right
- service road
- road
- park boundary
- private property
- lake

**TRAIL**

	●	●				
	●	●	●			
				*		
				●		
<b>Miles</b>	8.0	11.4	3.4	6.0	1.7	10.0

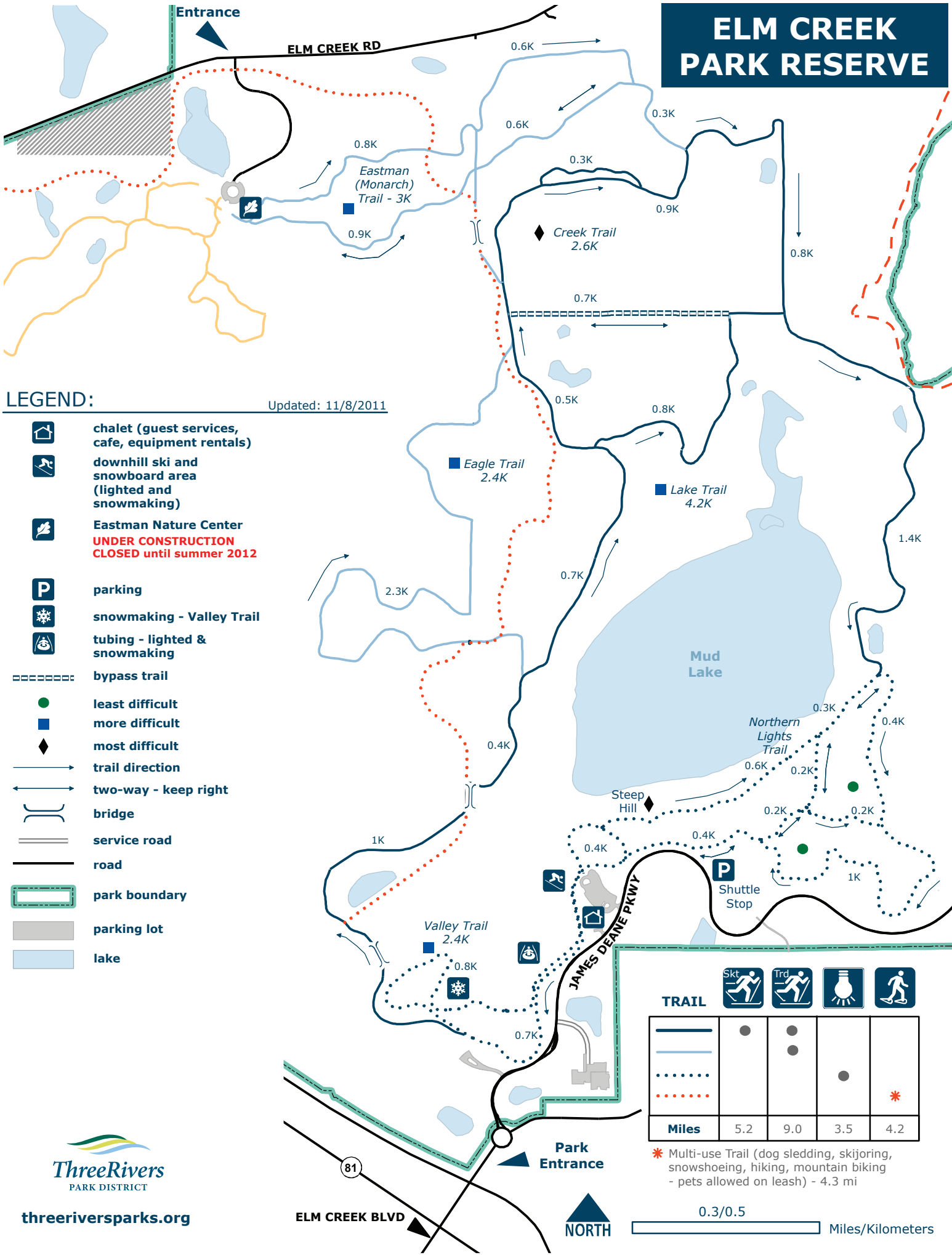
\* Multi-use Trail (dog sledding, skijoring, snowshoeing, hiking, mountain biking, pets allowed on leash) - 4.3 mi



1.0/1.6

Miles/Kilometers









# ELM CREEK PARK RESERVE



## LEGEND:

Updated: 11/8/2011

-  chalet (guest services, cafe, equipment rentals)
-  downhill ski and snowboard area (lighted and snowmaking)
-  Eastman Nature Center  
**UNDER CONSTRUCTION**  
**CLOSED until summer 2012**
-  parking
-  snowmaking - Valley Trail
-  tubing - lighted & snowmaking
-  bypass trail
-  least difficult
-  more difficult
-  most difficult
-  trail direction
-  two-way - keep right
-  bridge
-  service road
-  road
-  park boundary
-  parking lot
-  lake

TRAIL				
	●	●		
		●		
			●	
				*
<b>Miles</b>	5.2	9.0	3.5	4.2

\* Multi-use Trail (dog sledding, skijoring, snowshoeing, hiking, mountain biking - pets allowed on leash) - 4.3 mi

0.3/0.5

Miles/Kilometers



threeriversparks.org

ELM CREEK BLVD

NORTH