







TRAIL GUIDE KEY







-  Traditional Touring (Single Track)
-  Traditional Touring (Double Track)
-  Skate / Single Tour Combination
-  Multi-use (skate skiing, snowshoeing and skijoring)
-  Lighted Trails—Daily from 5 a.m. to sunrise and from sunset to 10 p.m.
-  Snowmaking

Baker Park Reserve

Total Trails: 14.8K / 9.3 miles

Phone: 763.694.7660

Groomed daily. Trails for all skill levels, through woods and meadow. The chalet offers ski rentals, vending and hot cocoa.







-  Fairway Trail—1.9K / 1.2 miles
-  Evergreen Ski/Snowshoe Trail—1.7K / 1.1 miles
-  Timber Trail—1.7K / 1.1 miles
-  Hill Trail—1.5K / 0.9 mile
-  Island Trail—1.9K / 1.2 miles
-  Prairie Trail—1.8K / 1.1 miles

Carver Park Reserve

Total Trails: 18.1K / 11.3 miles

Phone: 952.446.1801

Groomed on a limited basis. Trails for all skill levels over a variety of terrain, including 11K rated “most difficult.” One trail leads to Lowry Nature Center. Ski rentals available at the Trailhead (open weekends only).







-  Sugar Bush Trail—1.4K / 0.9 mile
-  Sky Trail—2.2K / 1.4 miles
-  Lake Trail—3.8K / 2.4 miles
-  Nature Center Trail—2.4K / 1.5 miles
-  King Trail—5.1K / 3.2 miles
-  Grimm Farm Trail—7.7K / 4.8 miles

Cleary Lake Regional Park

Total Trails: 8.8K / 5.5 miles

Phone: 763.694.7777

Groomed daily. Trails for all skill levels, through rolling hills and hardwood forest. The visitor center offers ski rentals, vending and hot cocoa.




-  Poplar Creek Trail—1.8K / 1.1 miles 
-  Golf Course Loop—1.8K / 1.1 miles
-  Lakeside Trail—2.8K / 1.8 miles 
-  Ironwood Trail—2.4K / 1.5 miles

Eagle Lake Regional Park

Total Trails: 5.7K / 3.6 miles

Phone: 763.694.7695

Groomed on a limited basis. Trails for beginning to intermediate skill levels, through woods and meadows. The visitor center is closed.










-  Eagle Trail—2.6K / 1.6 miles
-  Pike Trail—2.5K / 1.6 miles
-  Training and Lesson Area—4.2 acres and 0.6K / 0.4 mile loop

Elm Creek Park Reserve

Total Trails: 18.5K / 11.6 miles

Phone: 763.694.7894

Groomed daily. Trails for all skill levels. One trail leads to Eastman Nature Center. The chalet has rentals and full kitchen with coffee bar. The winter recreation area makes snow for tubing, downhill skiing, snowboarding and one cross-country ski trail!

-  Eagle Trail—2.4K / 1.5 miles
-  Valley Trail—2.4K / 1.5 miles  
-  Creek Trail—2.6K / 1.6 miles
-  Eastman Trail—3K / 1.9 miles
-  Northern Lights Trail—3.3K / 2 miles  (0.6K / 0.4 mile is rated difficult)
-  Lake Trail—4.2K / 2.6 miles










French Regional Park

Total Trails: 8.4K / 5.3 miles

Phone: 763.694.7750

Groomed daily. Trails for all skill levels through wooded terrain. The visitor center offers ski rentals, vending and hot cocoa.

-  Medicine Lake Trail—0.5K / 0.3 mile
-  Lagoon Trail—1.1K / 0.7 mile 
-  Meadow Trail—1K / 0.6 mile
-  Lakeview Trail—1.1K / 0.7 mile 
-  Challenge Hill Trail—0.8K / 0.5 mile
-  Skyline Trail—1.7K / 1.1 miles 

Glen Lake Golf Center

Total Trails: 2.K / 1.5 miles

Phone: 763.694.7824

Open Dec. 15 – Mar. 15 weather permitting, trails groomed weekly. Trails for all skill levels. Trail begins and ends at the Clubhouse which offers ski rentals, vending and hot cocoa.






-  Golf Course Loop—2.4K / 1.5 miles

Hyland Lake Park Reserve

Total Trails: 12K / 7.5 miles

Phone: 763.694.7687

Groomed daily. Trails for all skill levels through the rolling hills of the prairie. Another trail leads to Richardson Nature Center. The visitor center offers ski rentals, vending and beverages.




-  Star Loop—0.8K / 0.5 mile 
-  Nature Center Spur—0.9K / 0.6 mile
-  Hill Trail—2.1K / 1.3 miles
-  Oak Knob Trail—1.5K / 1 mile
-  Lake Trail—3.3K / 2.1 miles 
-  North Trail Loop—3.3K / 2.1 miles
-  Hyland Ski & Snowboard Area provides morning hours for cross-country skiing; check the Web site for availability.

Murphy-Hanrehan Park Reserve

Total Trails: 14.5K / 9 miles

Phone: 763.694.7777

Groomed on a limited basis. Challenging trails for advanced skill levels. Designed for serious-minded conditioning and training, with steep downhill runs and uphill grades through thick oak woods. Not appropriate for beginning skiers. Trailhead building (open weekends only) offers vending; no ski rentals.

-  Knob Trail—3K / 1.9 miles
-  Kettle Trail—6.2K / 3.9 miles
-  Razor Back Trail—10.3K / 6.4 miles